

5. **How long should I use them for?**

Treatment may be continued for some months although your child will have regular orthoptic review throughout the treatment.

6. **What if I miss an appointment?**

**You should re-arrange the appointment as soon as possible.** The treatment must be carried out under strict supervision.

**If you have any further questions, please do not hesitate to ask your Orthoptist.**

The Pilgrim Orthoptists  
The Lincoln County Orthoptists

01205 446474  
01522 573378

**Monday to Friday 9.00am to 5.00pm**

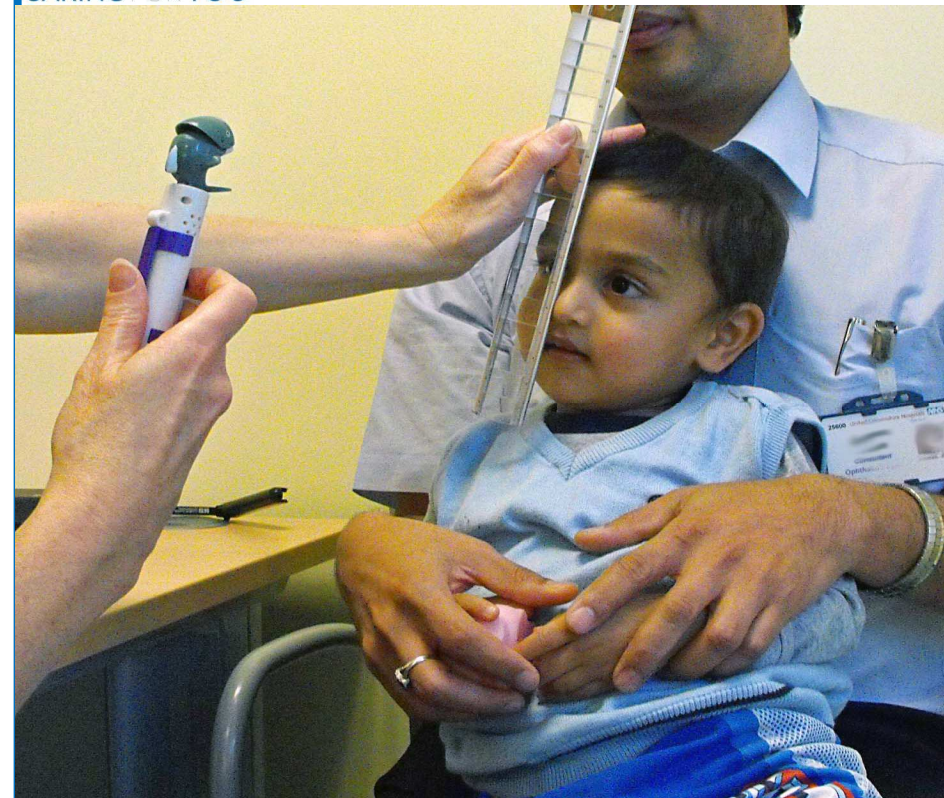
## References

If you require a full list of references for this leaflet please email [patient.information@ulh.nhs.uk](mailto:patient.information@ulh.nhs.uk)

The Trust endeavours to ensure that the information given here is accurate and impartial.



If you require this information in another language, large print, audio (CD or tape) or braille, please email the Patient Information team at [patient.information@ulh.nhs.uk](mailto:patient.information@ulh.nhs.uk)



# Atropine Treatment for Amblyopia

Orthoptic Department

Pilgrim Hospital: 01205 446474  
Lincoln County Hospital: 01522 573378  
Monday to Friday 9.00am to 5.00pm  
[www.ulh.nhs.uk](http://www.ulh.nhs.uk)

## Aim

To provide information to carers of children having Atropine treatment for Amblyopia.

Your child has been prescribed Atropine 1% eye drops to treat their amblyopia (lazy eye).

Atropine blurs the near (close up) vision in the better seeing eye. This encourages use of the eye with the poorer vision and the vision in this eye will improve with time.


Use of Atropine for this condition is called Atropine penalisation.

Use the eye drops as instructed by the Ophthalmologist

**Put 1 drop of Atropine 1% into the**

**RIGHT eye**

**LEFT eye**



**Dose:**

The pupil (central black part of the eye) will be dilated, the vision will become blurred and this will last for up to 2 weeks after the treatment has stopped.

### Points to remember:

1. Store the drops in a safe place.

2. The eye drops have been prescribed for your child only and you must never let other people use them.
3. Wash your hands before and after putting in the drops.
4. Be careful not to get the drops in your own eye - you could have blurred vision for up to 2 weeks.

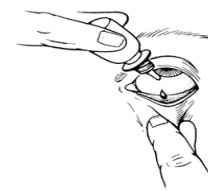
### Some questions you may have:

**1. Do the drops hurt?**

No, unlike other eye drops, they rarely sting.

**2. How do I put the drops in?**

With your child lying down and looking up to the ceiling, hold the eye open and squeeze the dropper bottle.



Do not let the bottle touch the eye if at all possible.

If your child is frightened, you may put the eye drop in when your child is asleep.

**3. Are there any side effects?**

Occasionally a child can develop:

1. redness, itchiness and swelling or dryness around the eye.
2. a temperature or facial flushing.
3. Restlessness.

**If any of these happen, stop using the drops and contact the eye clinic.**

**4. How do I store the drops?**

They should be kept at room temperature out of reach of children.